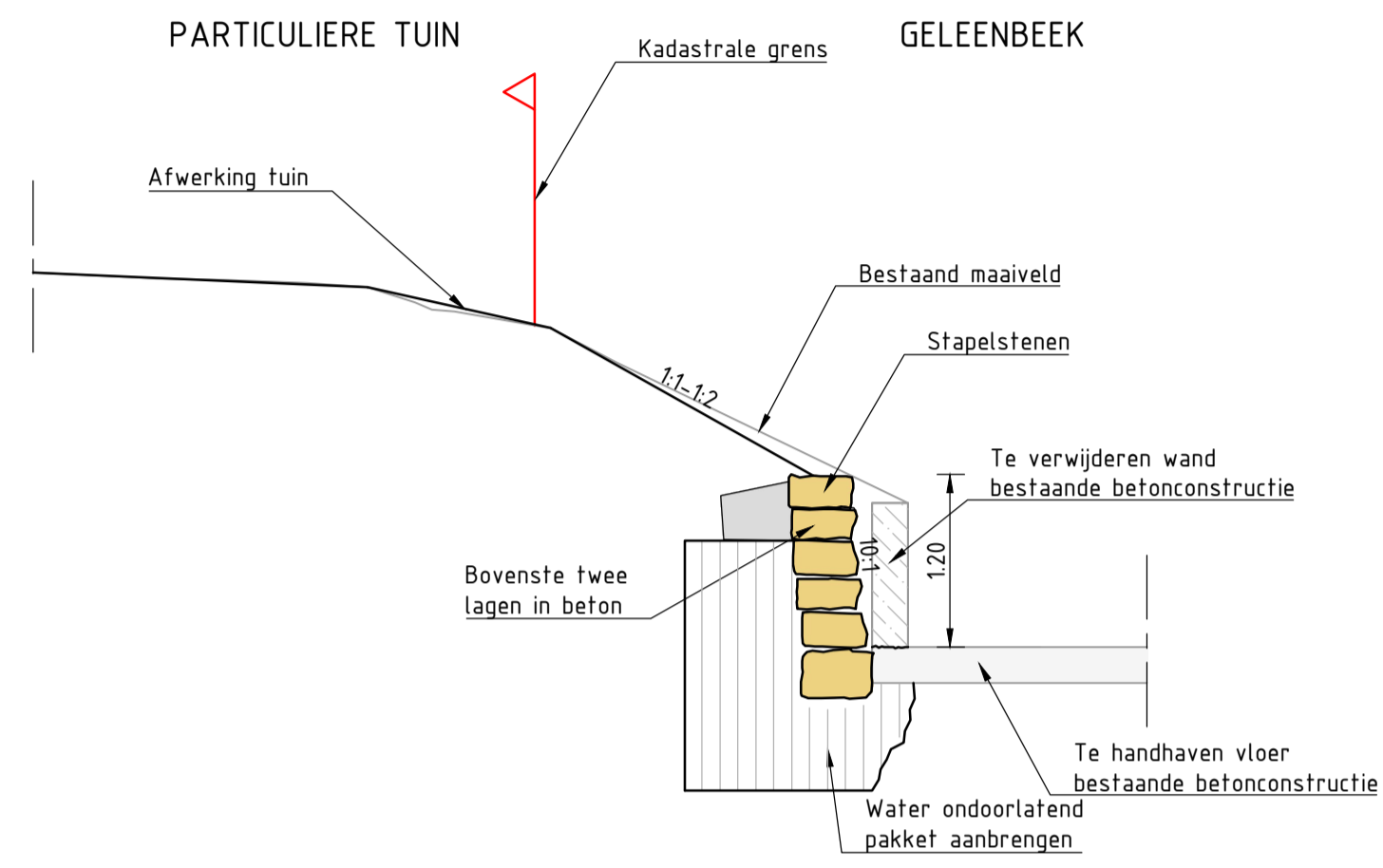




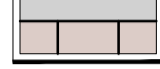
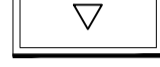





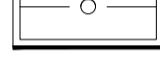

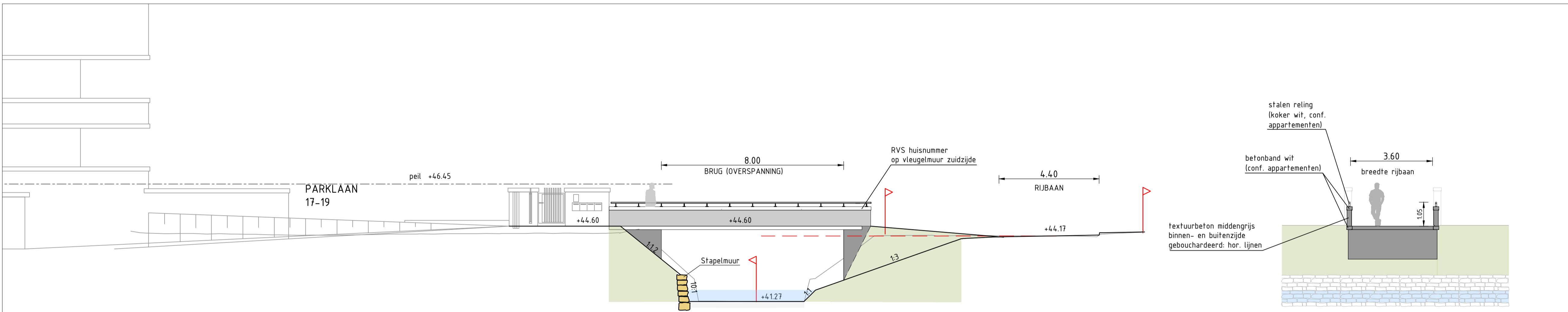


**SITUATIE**  
SCHAAL 1:200

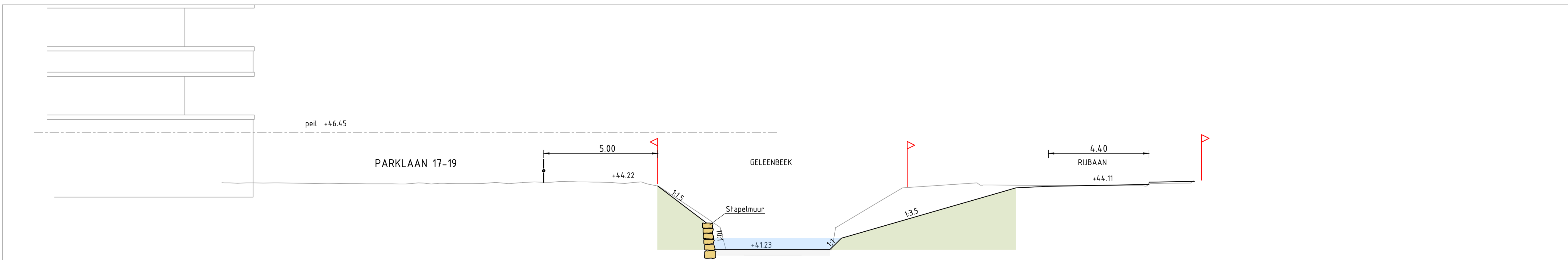


**PRINCIPE DETAIL STAPELMAUR**  
SCHAAL 1:50

- LEGENDA:**
-  KADASTRALE GRENS
  -  BESTAANDE SITUATIE
  -  RIJBAAN  
ASFALT
  -  TROTTOIR  
STRAATBAKSTEEN
  -  TROTTOIR/INRIT  
STRAATBAKSTEEN
  -  INRIT NAAR WONING
  -  BRUG
  -  INTENSIEF BEHEERD GRAS  
LANGS GELEENBEEK
  -  ECOLOGISCH BEHEERD  
(RIET/BLOEMRIJK GRAS)  
LANGS GELEENBEEK
  -  STAPELMAUR  
LANGS GELEENBEEK  
(ROOD-KADASTRALE GRENS)
  -  KADASTRALE GRENS
  -  WERKGRENS
  -  HERSTELLEN TUIN



**DWARSPROFIEL 1A**  
SCHAAL 1:100



**DWARSPROFIEL 1B**  
SCHAAL 1:100