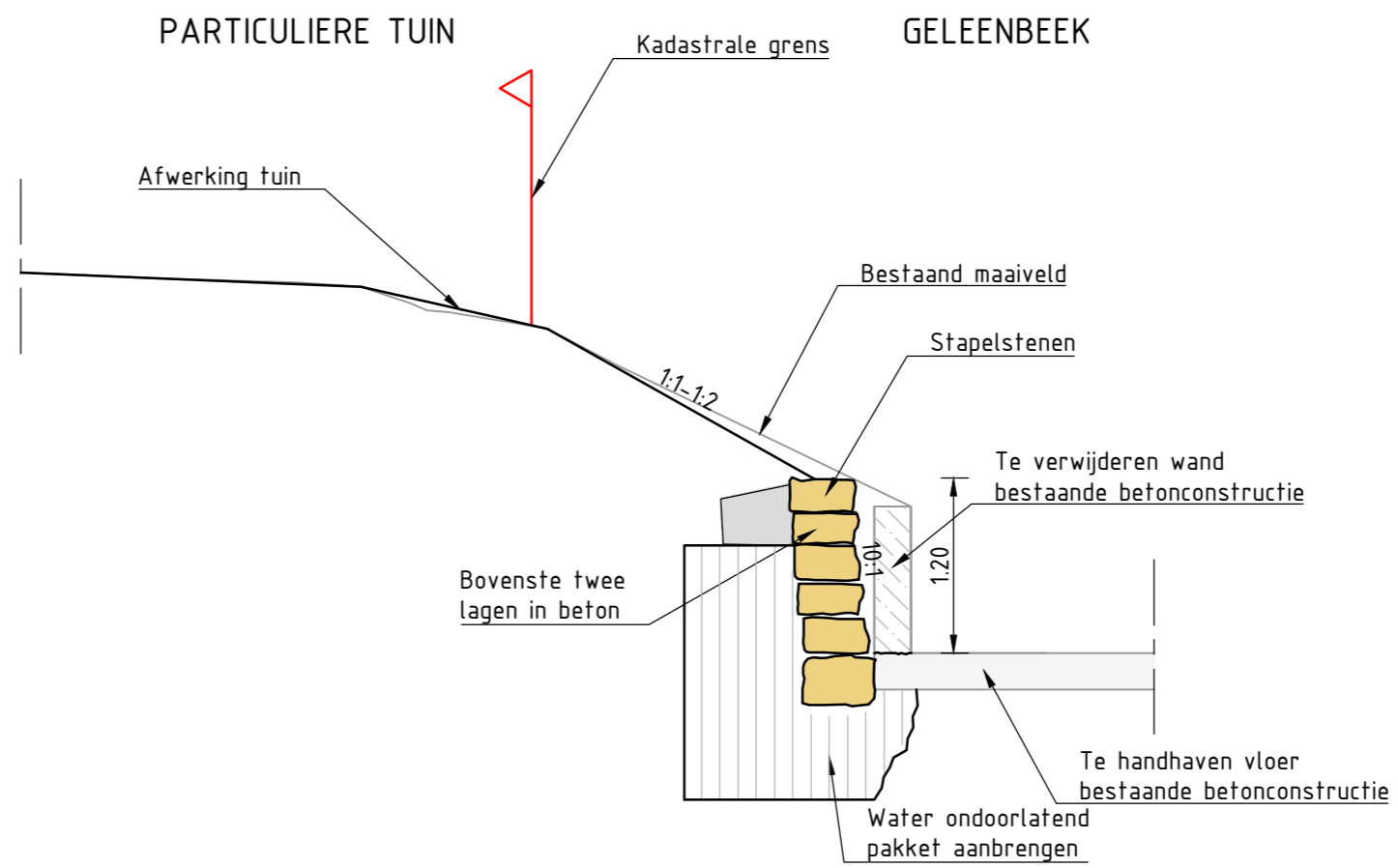


SITUATIE


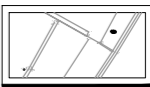


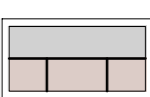
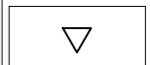





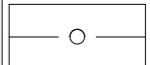

SCHAAL 1:200

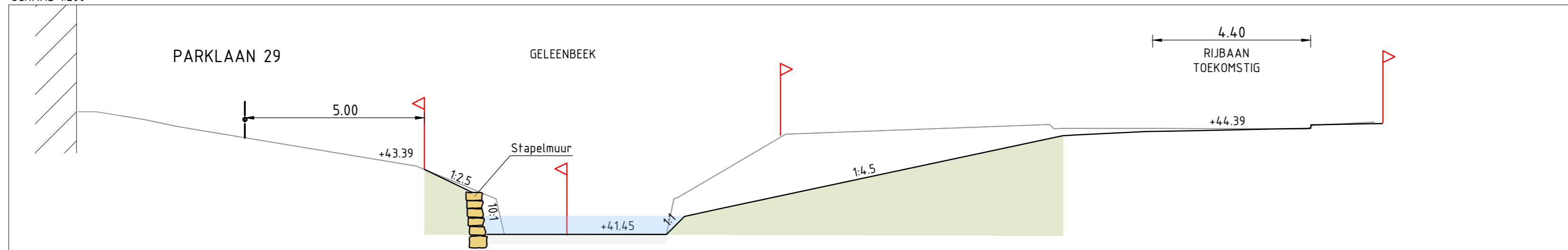


PRINCIPE DETAIL STAPELMUUR

SCHAAL 1:50

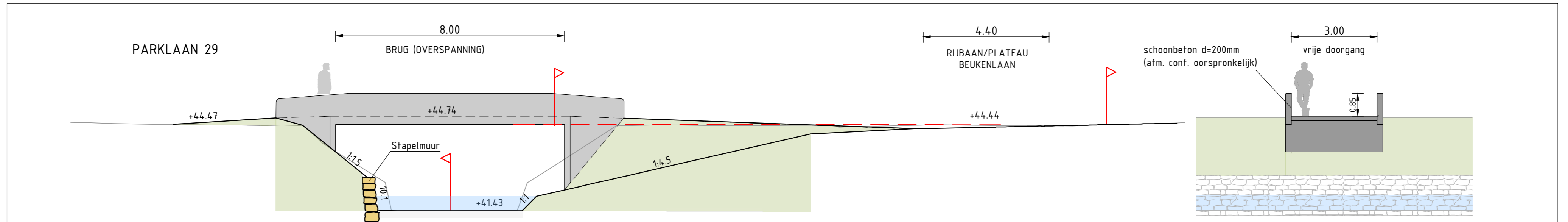
LEGENDA:

-  KADASTRALE GRENS
-  BESTAANDE SITUATIE
-  RIJBAAN
ASFALT
-  TROTTOIR
STRAATBAKSTEEN
-  TROTTOIR/INRIT
STRAATBAKSTEEN
-  INRIT NAAR WONING
-  BRUG
-  INTENSIEF BEHEERD GRAS
LANGS GELEENBEEK
-  ECOLOGISCH BEHEERD
(RIET/BLOEMRIJK GRAS)
LANGS GELEENBEEK
-  STAPELMUUR
LANGS GELEENBEEK
(ROOD-KADASTRALE GRENS)
-  KADASTRALE GRENS
-  WERKGRENS
-  HERSTELLEN TUIN



DWARSPROFIEL 1A

SCHAAL 1:100



DWARSPROFIEL 1B

SCHAAL 1:100